

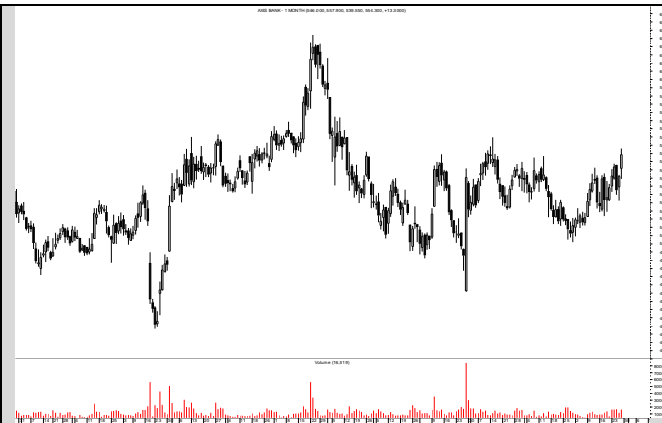


F&O Top Pick

July 30, 2018

Stock	Intra view	Support	Resistance	
INDIACEM	Buy with sl (119.40)	116	123	
		113	126	
	<p>Morning star pattern with above average volume action on daily chart indicates strength in a counter. Short term DEMAs acted as a strong support for counter. RSI has seen with positive sign. Therefore we suggest buy with sl.</p>			
TATACOMM	Sell with sl (568.20)	562	575	
		556	580	
	<p>Three Black crows with average volume action on daily chart indicate weakness in a counter. Stock is trading in lower top lower bottom formation. Short term DEMAs acted as resistance. So Sell with sl.</p>			
AXISBANK	Buy with sl (554.30)	549	560	
		544	566	
	<p>High wave bullish candle followed by bullish harami kind of formation on daily chart indicates bull's presence.7 DEMA acted as a strong support for counter.RSI has seen with positive crossover. Therefore Buy with sl.</p>			